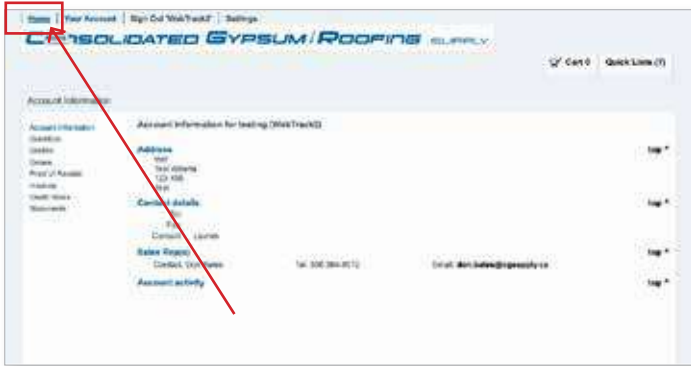


Select products from our catalogue & create a custom list of products that are specific to your company!
Create, and edit as many of these custom lists as you want.



1 - Click on "Home" in the top navigation bar. Select a product category from the drop down menu.



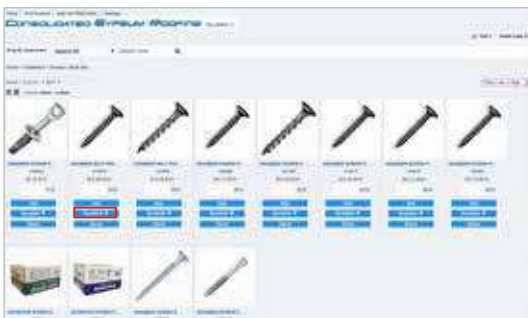
2 - For this example, we are navigating to Fasteners, then Screws and Bulk Box. The results are displayed. You can choose between two views; grid view or list view.



Line View

Grid View

3 - Use the "Quicklist" button to select item you wish to save to your new or existing Quicklist.

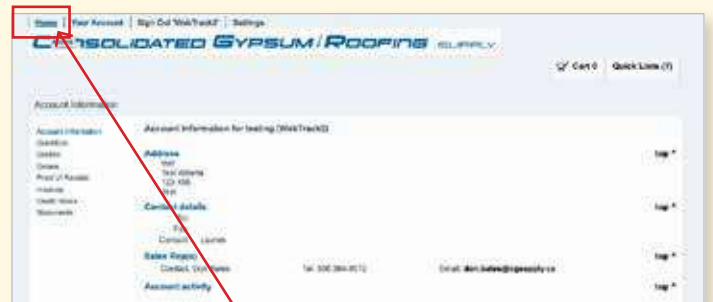


4 - For a new list, you'll get a new window. Give your list a unique name and save. Make your list as long as you wish. You can have multiple lists.



5 - Edit or delete a Quicklist.

NAVIGATING BACK TO THE CONSOLIDATED GYPSUM WEBSITE



Use the Home tab and then click link in new window.

